



Subnational Government Outlook 2025

# Anticipating A Year Of Change

---

**S&P Global**  
Ratings

Felix Ejgel

Lisa M. Schineller

Noa Fux

Louise Morteveille

Jan. 16, 2025

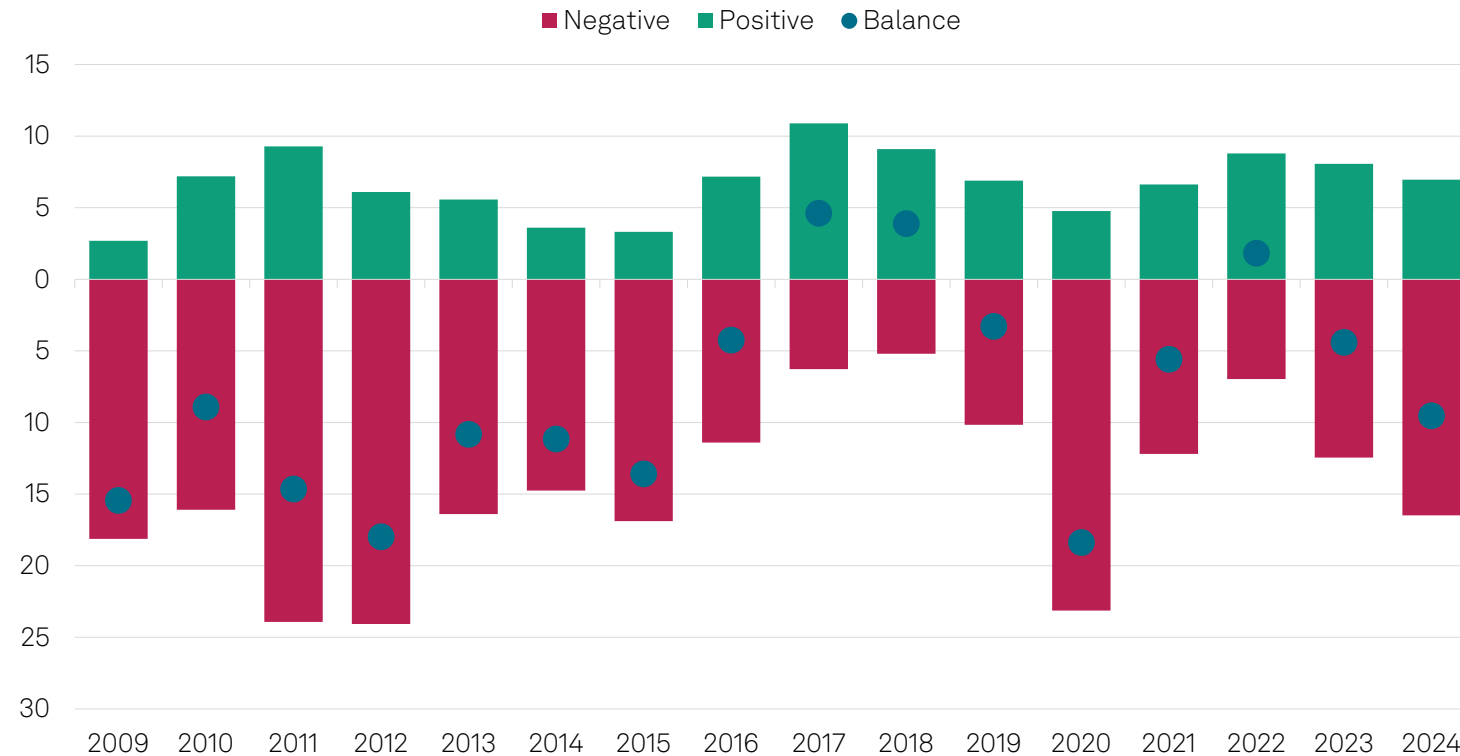
*This report does not constitute a rating action*

# Key Takeaways

- In 2025 we anticipate a relatively large number of countries outside the U.S. will implement material changes in government financing systems, to address imbalances between revenue sources and spending responsibilities of their respective local and regional governments (LRGs).
- With moderating economic growth and persistent spending pressure, LRG fiscal deficits will stay wide, and global LRG direct debt is on course to reach a relatively high 140% of operating revenues on average by 2026.
- We observe different regional patterns: China's LRGs will take on balance sheet some debt of their enterprises, while Australian states, New Zealand councils, and Canadian provinces will make large investments. In many European and Latin American (LATAM) countries where regional governments must comply with national fiscal restrictions, some spending is being transferred to lower tiers of government or public-sector enterprises, or spending is being cut. The latter could create backlogs in provision of public services and reduction in social and physical investment spending. This, in turn, will weigh on growth prospects and hinder a sustainable improvement in financial indicators.
- In the meantime, more outlooks on rated LRGs are turning negative, suggesting a prevalence of downward rating actions in 2025. As of now, a relatively high number of ratings on the largest borrowers in international markets--three out of 10--have negative outlooks.

# Negative Outlook Bias Strengthens While Three-Quarters Of Ratings Are Stable

LRG outlook balance (% of total ratings)

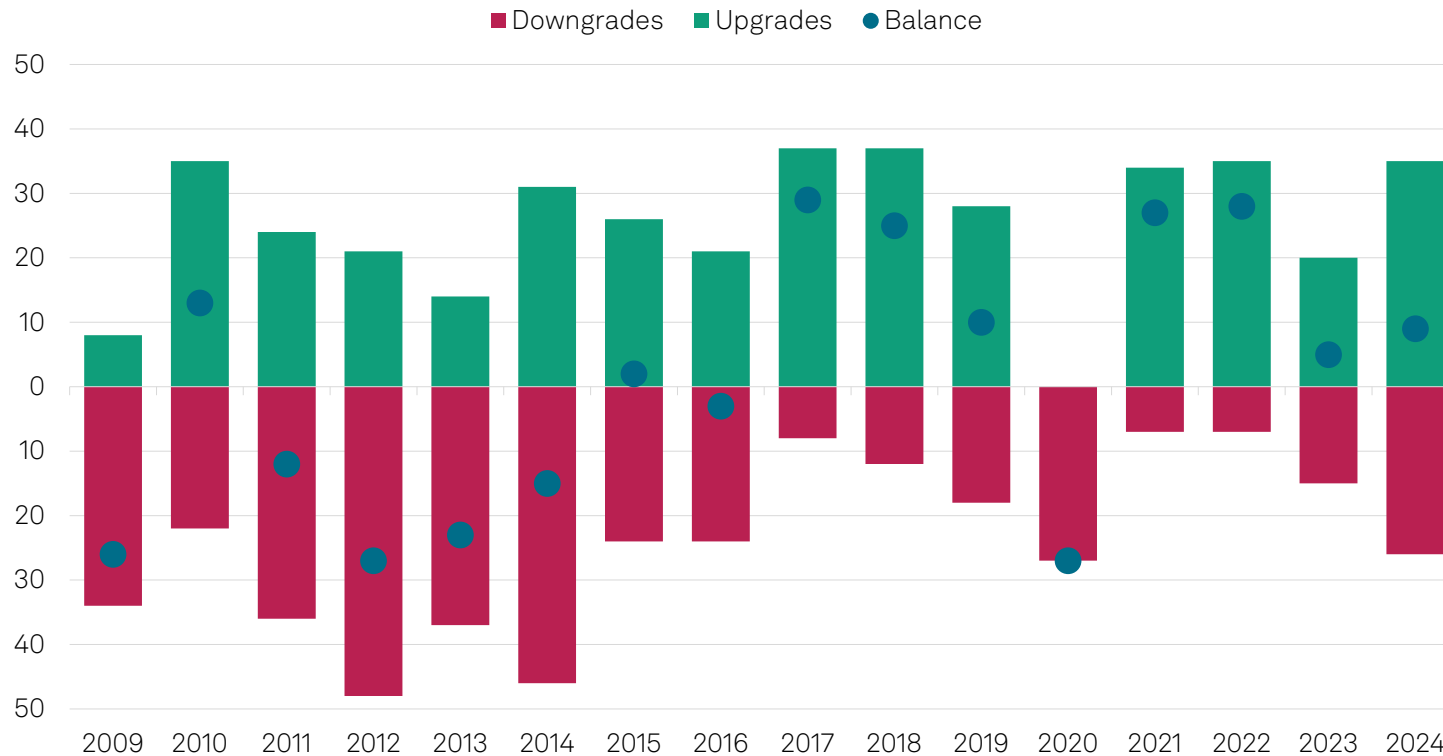


Source: S&P Global Ratings.

- We expect the credit quality of most LRGs to remain stable over the next two to three years, but the downward pressure is rising.
- The share of ratings with stable outlooks is the lowest since 2012 (except for during 2020 which was affected by the pandemic), suggesting a rise in the number of rating actions in 2025.
- The outlook bias has become more negative, with more than 15% of ratings having negative outlooks. This is the highest share since 2020 when the COVID pandemic was at its peak.
- Ratings on three large global issuers have a negative outlook: the Canadian province of British Columbia, the German state of North Rhine-Westphalia and the Australian state of New South Wales.

# The Number Of Rating Actions On LRGs Has Increased

## Number of upgrades and downgrades

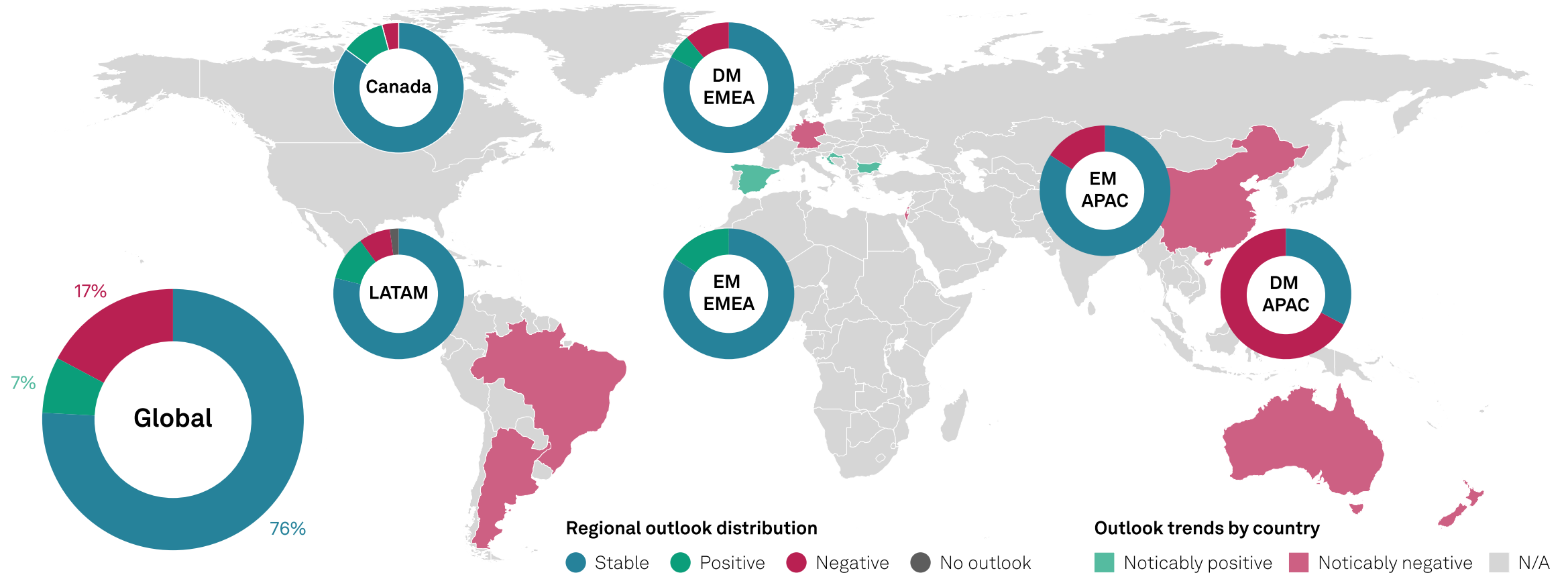


Source: S&P Global Ratings.

- As another side of elevated rating volatility, in 2024 we made the highest number of upgrades and downgrades of LRGs in a decade.
- The number of downgrades has been steadily increasing since 2021 and reached 26 by the end of the year.
- Most rating upgrades in 2024 were of entities rated in 'BB' category and below, where we would expect to see more volatility.

# Rating Volatility Could Be Highest In Asia-Pacific And Emerging EMEA

Regional outlook distribution



DM--Developed markets. EM--Emerging markets. N/A--Not applicable. Source: S&P Global Ratings.

## Rating Volatility Could Be Highest In Asia-Pacific And EMEA

- Asia-Pacific shows a higher-than-average proportion of negative outlooks on LRGs--primarily in Australia and New Zealand--because of high budget deficits reflecting large investment needs.
- China's upper-tier LRGs will also increase their direct debt following a new sizable debt swap program, although they will lend much of the new issuances to lower tiers of government.
- Extended economic stagnation adds to financial weaknesses of German states and municipalities, while the economic impact of military conflicts in the Middle East is taking its toll on the credit quality of Israeli municipalities.
- Cities in Bulgaria and Croatia benefit from sound economic growth due to strong demand in the tourism sector and anticipated or actual eurozone accession.
- Some Spanish LRGs are benefitting from a solid economic recovery and access to EU funds to finance capital spending.
- In LATAM, outlooks are tilted to the upside in Mexico, whereas there is a slight negative bias in Brazil and Argentina.

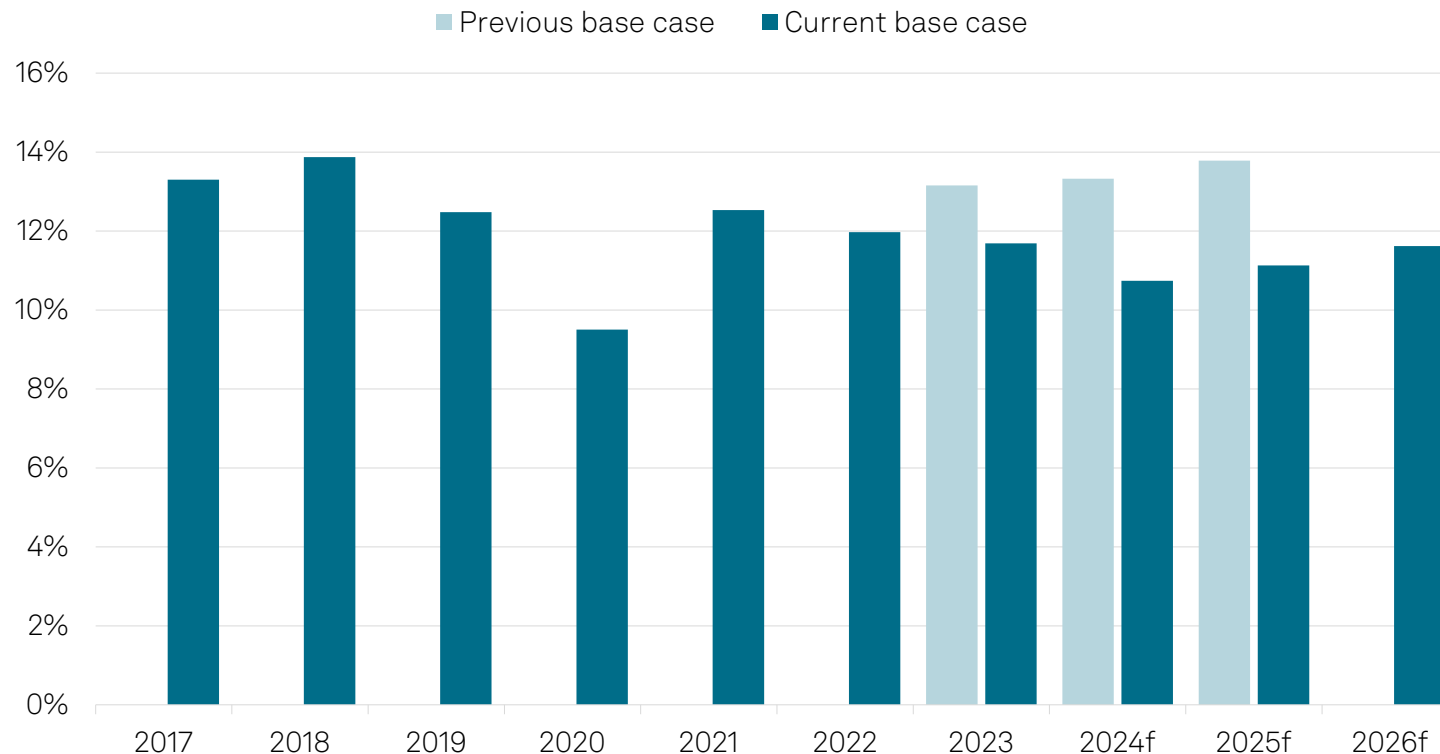
# Key Risks To Our Base Case Forecasts

- The economic growth forecast is subject to various geopolitical risks. Our view on global and regional economic growth patterns will likely be affected by decisions of the incoming U.S. administration, as well as new governments in Germany, Canada, and Australia on trade and migration, and retaliatory measures from affected counterparties. Moreover, the evolution of the two ongoing regional wars in the Middle East and Eastern Europe will also be material for economic prospects and global prices.
- We anticipate that the ongoing and planned reforms in financial and administrative frameworks for LRGs could affect their budgetary performance, but the scope and timing of most initiatives remain uncertain. Changes we anticipate include: the implementation of the water management reform in New Zealand; further devolution of public services in Italy and the U.K.; debate around the sustainability of balanced budget requirements in Germany that might influence the view on fiscal sustainability rules in Europe; amendment of fiscal rules and additional revenue sources for local governments in Poland; contribution to consolidation efforts from LRGs in Brazil and France; and regional debt write-off and possible reform of the regional financing system in Spain.
- Economic growth stimulus measures may increase the already high debt burden of China's LRGs. In Europe, the strong performance of far-left and far-right parties at the latest regional and national elections raises the probability that fiscal rules will be relaxed.



# Global Operating Surplus Is Sound Amid Modest Economic Growth

Operating balance (% of adjusted operating revenues)



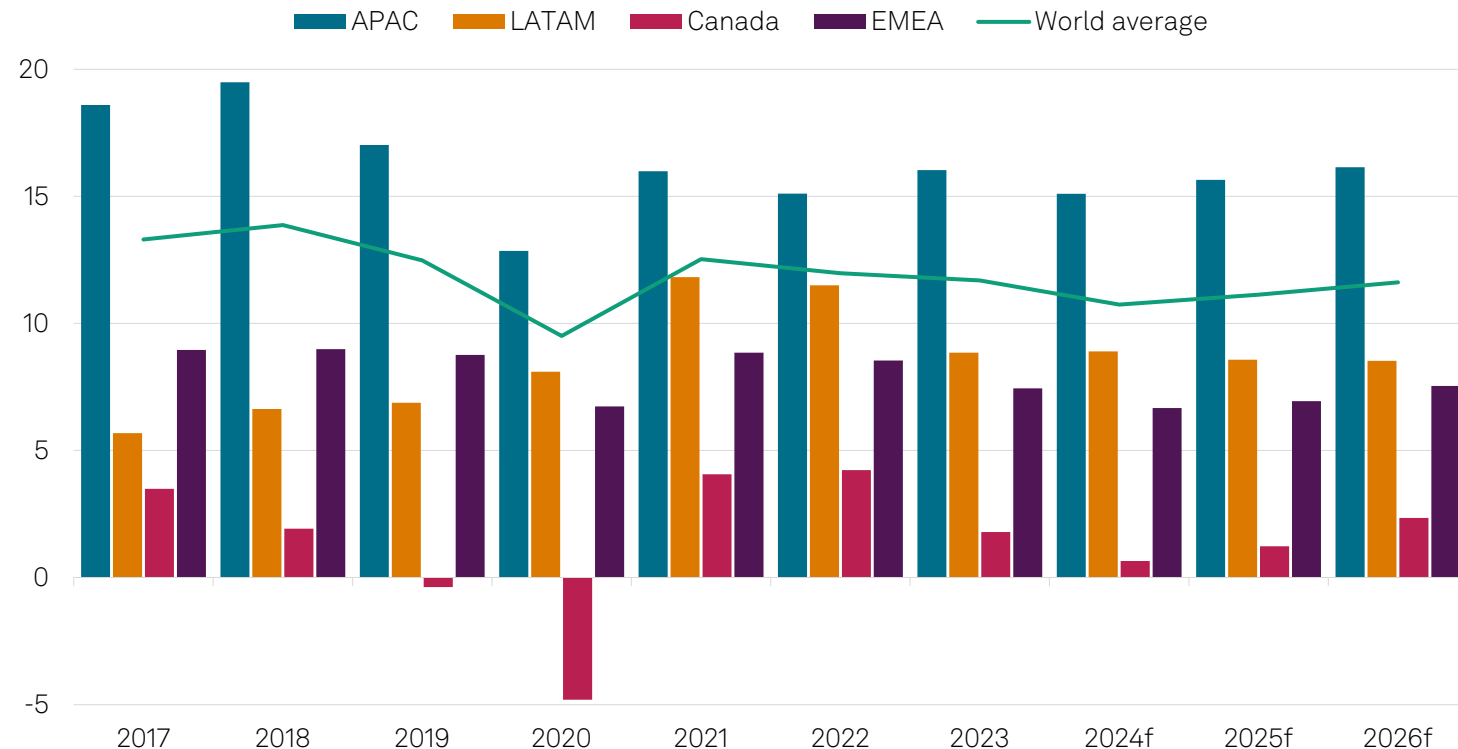
Using actuals whenever available. The data set covers consolidated LRG sector of countries included in the report. Please note that data might differ compared to previously published reports, due to constant data analysis and change of countries included. f--Forecast. Source: S&P Global Ratings.

- On a global basis, we project a solid operating surplus of just below 12% of operating revenues in 2025, although this is notably weaker than pre-pandemic.
- Operating revenue growth will be contained because of modest economic growth, while spending pressures will remain. These reflect high demand for social and health care services, shortage of labor, as well as higher inflation and interest rates compared with pre-pandemic.
- We now project the global operating surplus will be weaker than our previous forecast.



# Operating Surpluses Are Weaker Than Average In Canada And Europe

Operating balance (% of adjusted operating revenues)

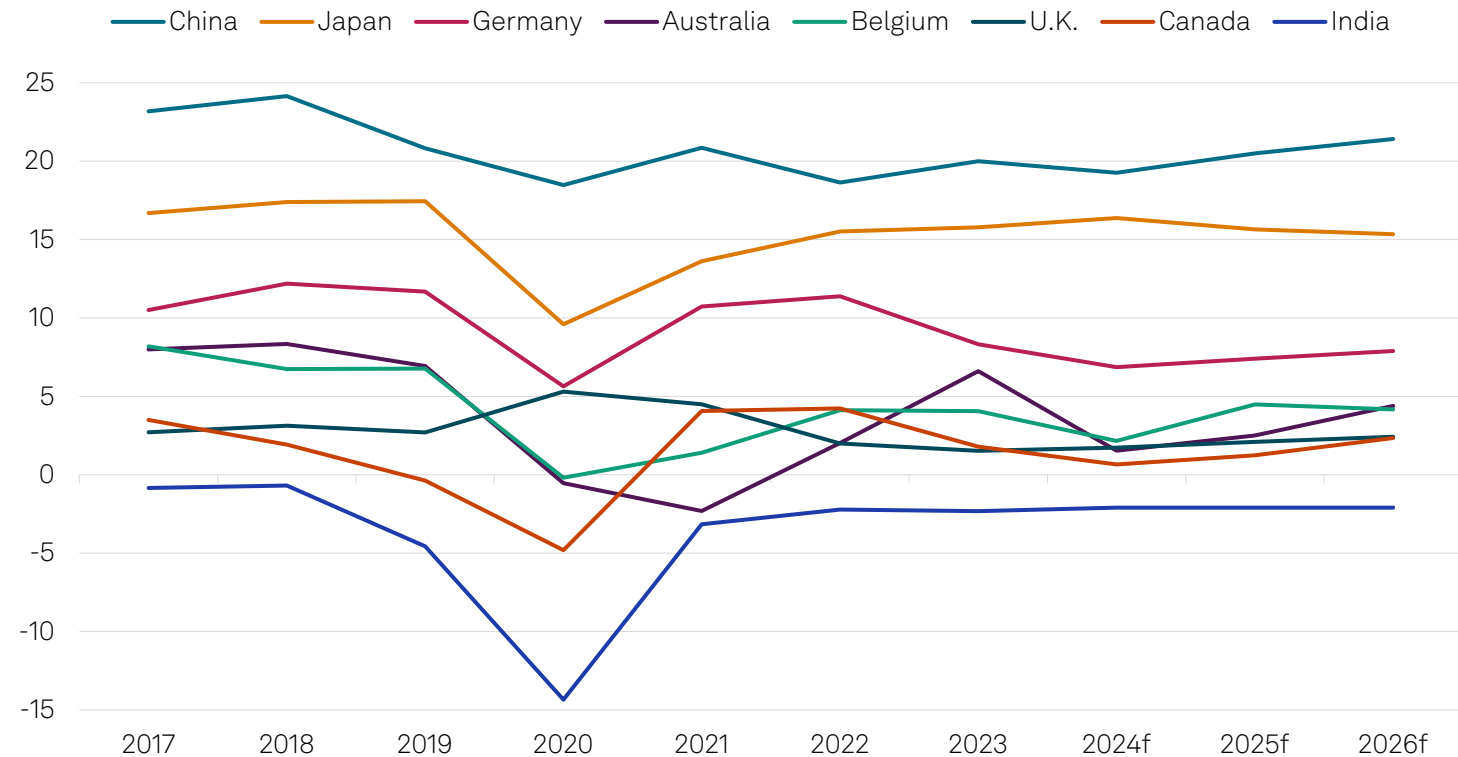


Using actuals whenever available. The data set covers consolidated LRG sector of countries included in the report. Please note that data might differ compared to previously published reports, due to constant data analysis and change of countries included. f--Forecast. Source: S&P Global Ratings.

- Solid average operating performance globally is inflated by strong surpluses in APAC, outside Australia and India.
- EMEA's operating performance will remain subdued. Slow economic growth in Western Europe will restrict revenue growth while spending pressure rises. Balanced budget requirements will contain further weakening of operating performance but could also result in a backlog in providing services, or a transfer of spending to public-sector firms.
- Operating performance will remain particularly weak in Canada. Provinces' operating spending will remain inflated as a result of wage settlements.
- In LATAM, solid operating surpluses of just below 10% reflect inability to fluidly acquire financing, including for capital spending.

# Many LRGs Are Unlikely To Reach Pre-Pandemic Surpluses

Operating balance (% of adjusted operating revenues)

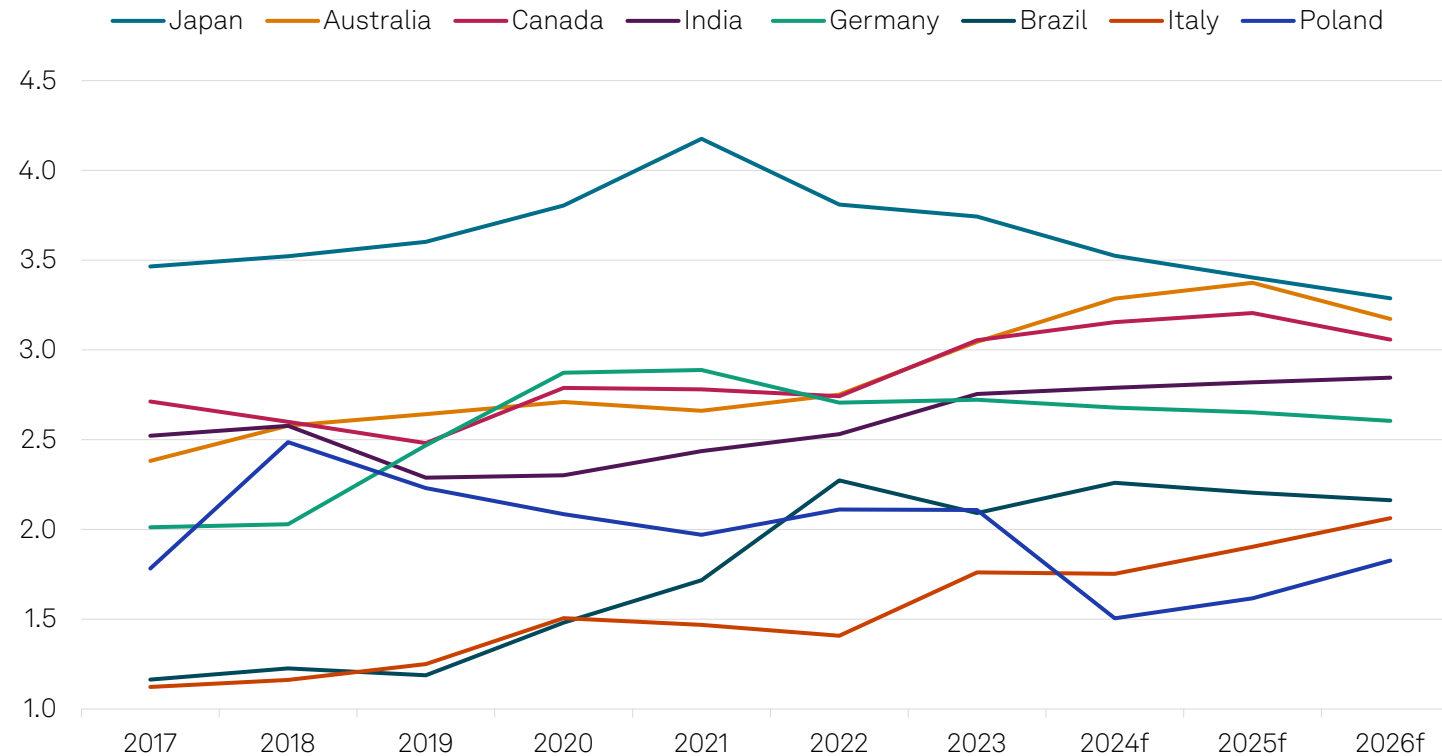


Using actuals whenever available. The data set covers consolidated LRG sector of countries included in the report. Please note that data might differ compared to previously published reports, due to constant data analysis and change of countries included. f--Forecast. Source: S&P Global Ratings.

- Chinese and Japanese LRGs will maintain a strong operating surplus, much higher than that of global peers.
- German states will maintain sound operating surpluses despite slow economic growth, as cost increases will be contained.
- Australian states' operating margins to remain in surplus despite increased election spending and commodity prices normalizing.
- LRGs in the U.K. and Belgium will demonstrate weak performance compared with European peers because of spending pressures and demand for services.
- Subnational governments in India continue to pursue aggressive financial policy on the back of a strong economic growth.

# Converging Paths Of Public Investment?

## Capital expenditures (as % of GDP)

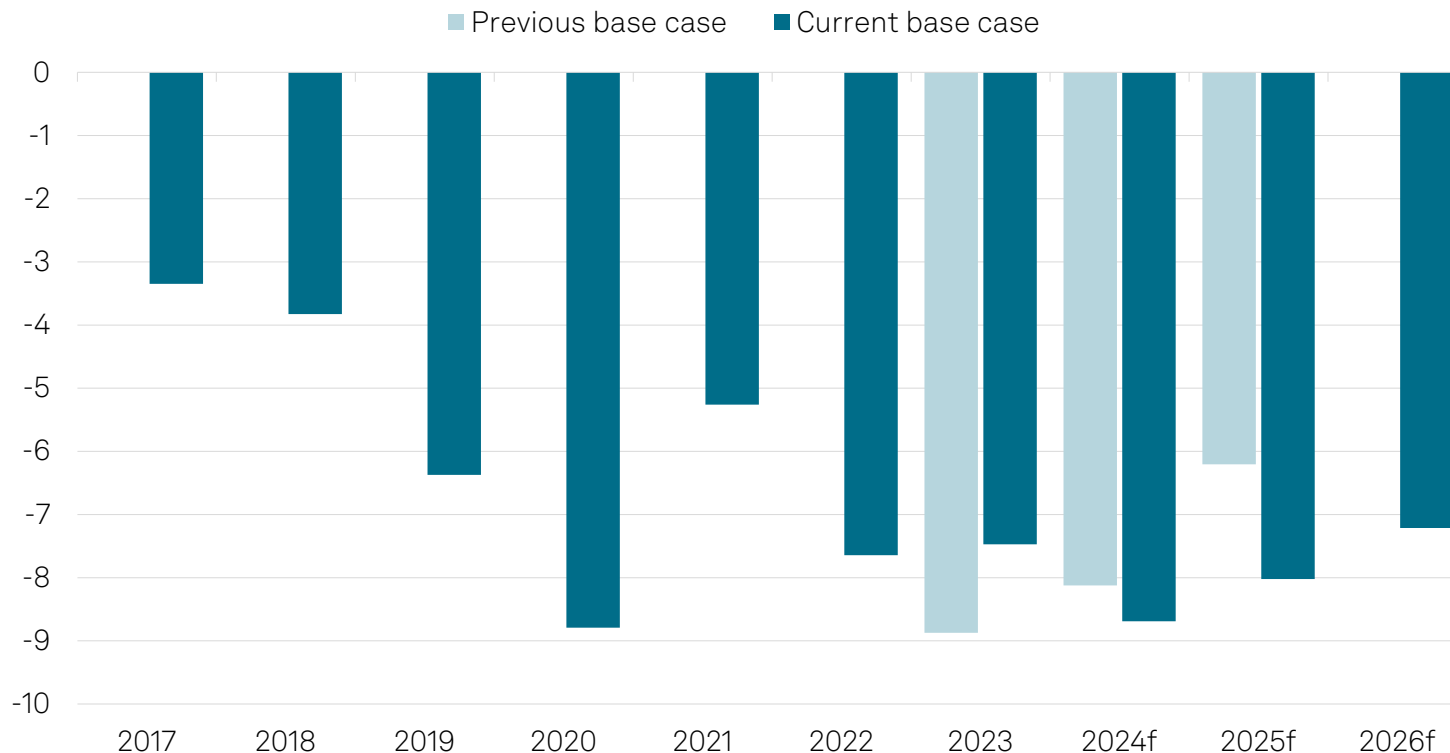


Using actuals whenever available. The data set covers consolidated LRG sector of countries included in the report. Please note that data might differ compared to previously published reports, due to constant data analysis and change of countries included. f--Forecast. Source: S&P Global Ratings.

- Very strong population growth is driving up capex in Australia, New Zealand, and Canada. New Zealand's councils are focusing on water management, while regional governments in Canada and Australia are investing in healthcare, transportation, and energy.
- In Europe and Japan, we expect LRGs to stabilize or even reduce capex, except for in Italy and Spain where Next Generation EU funds are available.
- In many emerging markets, including China, Mexico, and Central and Eastern Europe, LRG investments are set to decline. This is due, respectively, to the property market crisis and focus on debt levels, limited management capacity, and the EU budget cycle. As a rare exception, Indian LRGs will continue with high levels of investments.

# Global Balance After Capex Is Under Pressure

Balance after capital accounts (% of adjusted total revenues)

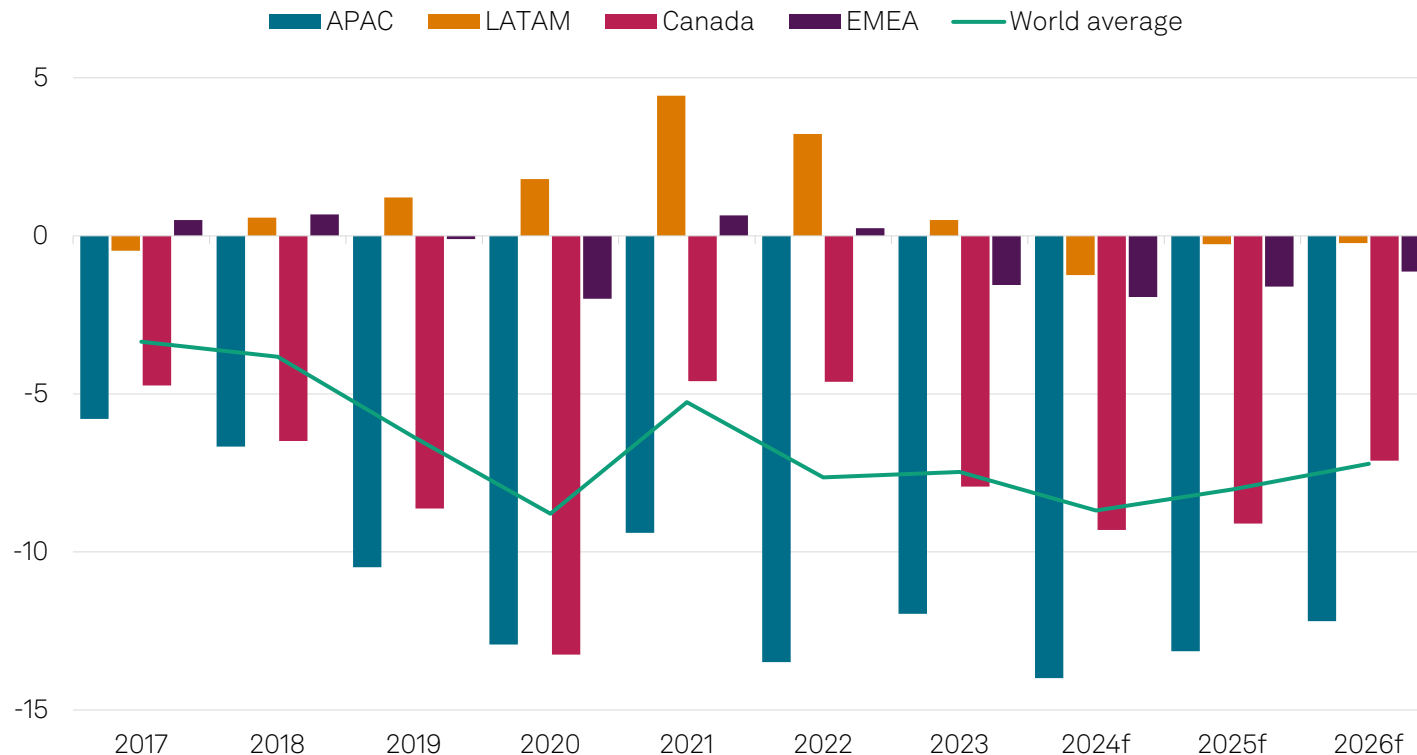


Using actuals whenever available. The data set covers consolidated LRG sector of countries included in the report. Please note that data might differ compared to previously published reports, due to constant data analysis and change of countries included. f--Forecast. Source: S&P Global Ratings.

- We anticipate that LRG fiscal deficits will modestly improve from weak levels in 2024. The average deficit will stay much higher than in 2017-2018.
- Our budget deficit projections are slightly higher than our previous forecast due to a combination of weaker operating surpluses, lower proceeds from asset sales, and still-high demand for capital investments.
- In many European and LATAM countries where regional governments must comply with national restrictions, LRGs transfer spending to lower government tiers and public-sector enterprises. Alternatively, LRGs cut spending, especially on capital investments. This can dampen economic resilience and create backlogs in public spending that will prevent material medium-term improvement in financial indicators.

# Investments In Asia-Pacific And Canada Drag On Performance

Balance after capital accounts (% of adjusted total revenues)

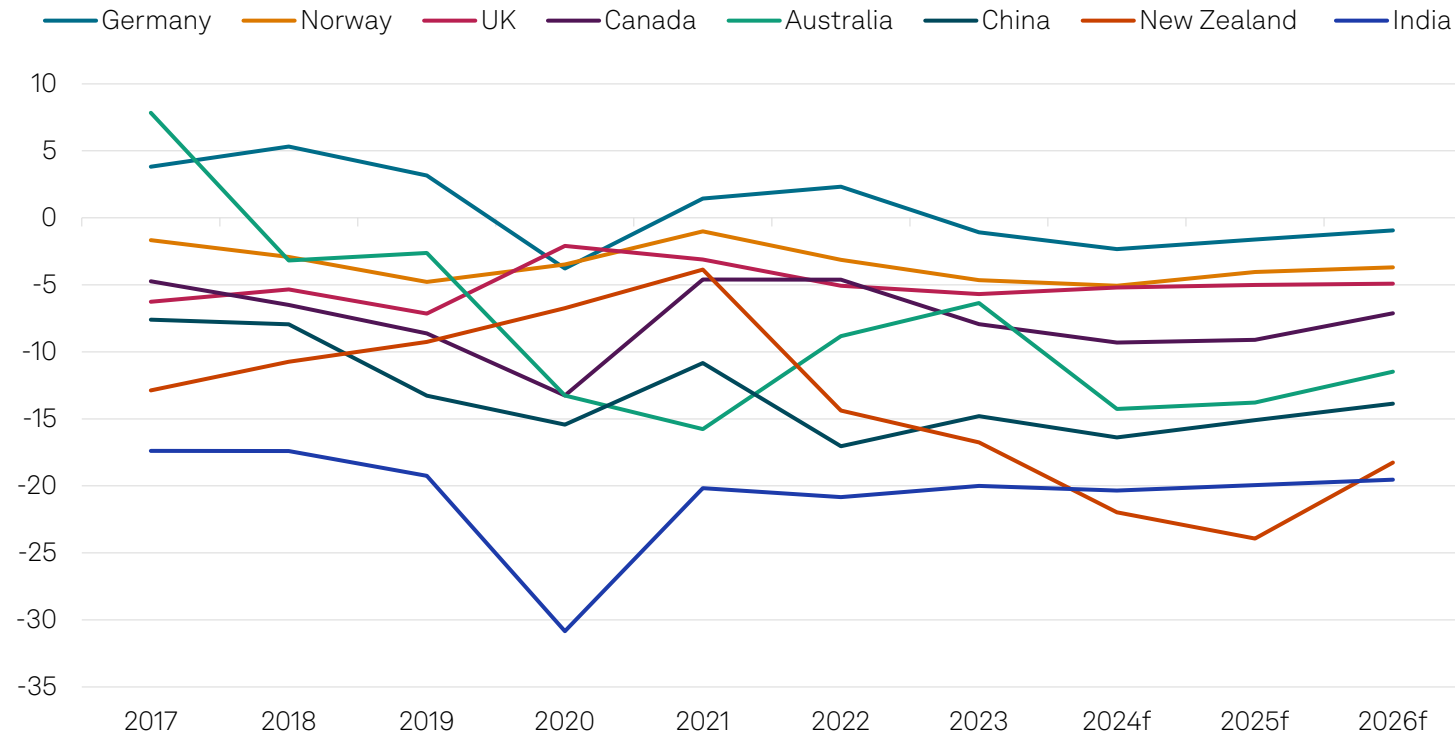


Using actuals whenever available. The data set covers consolidated LRG sector of countries included in the report. Please note that data might differ compared to previously published reports, due to constant data analysis and change of countries included. f--Forecast. Source: S&P Global Ratings.

- Despite stronger operating surpluses, overall budget deficits are highest in APAC.
- Canadian provinces are planning to moderate investments in 2025-2026, which would stabilize the LRG deficit at about 8% of total revenue.
- In contrast, LATAM LRGs' fiscal performance should be broadly balanced. In Mexico, this reflects a short planning horizon for investment projects and reluctance to take on debt. In Argentina, recession and limited access to financing is forcing budgetary adjustments.
- In 2023 and 2024, the post-pandemic return to stricter national regulations on debt buildup and deficits will lead to only minor deficits for LRGs in Europe.

# Deficits Will Remain Highest In India And New Zealand

Balance after capital accounts (% of adjusted total revenues)

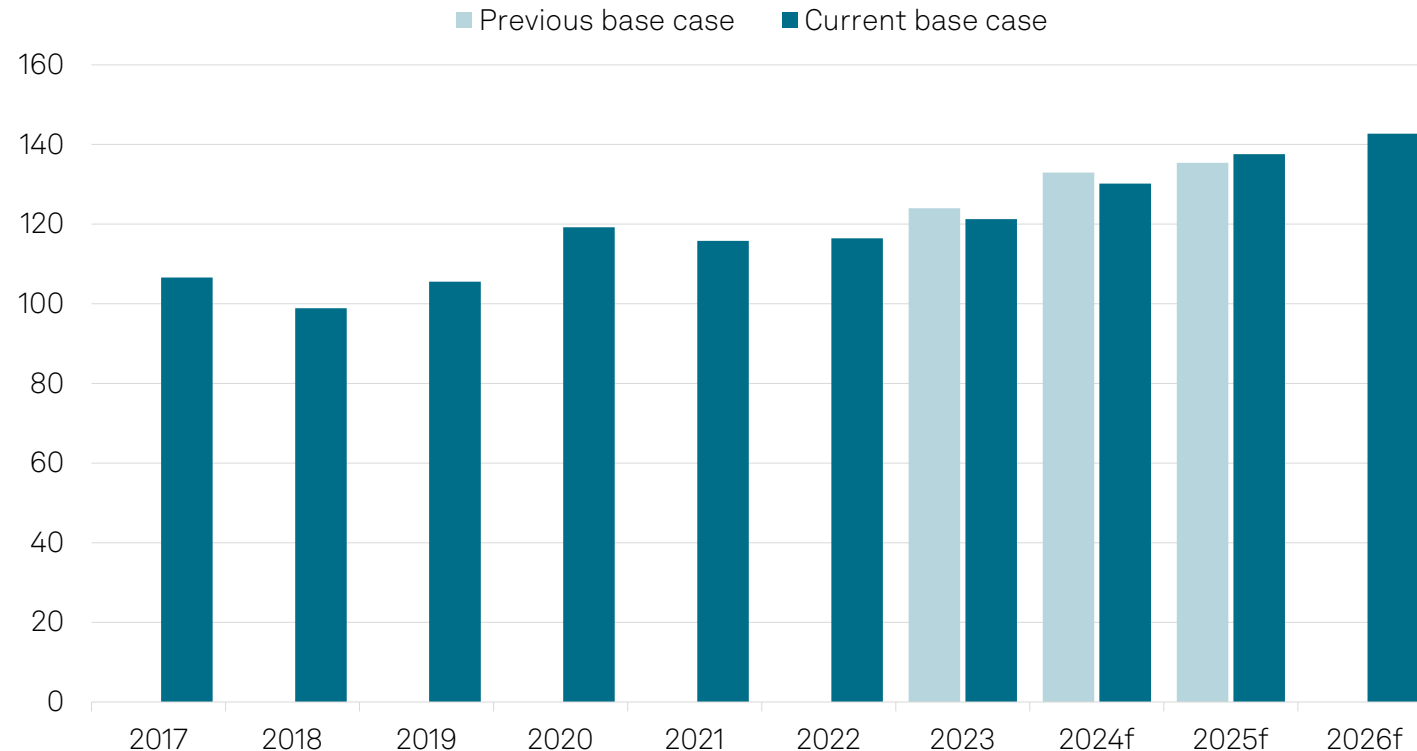


Using actuals whenever available. The data set covers consolidated LRG sector of countries included in the report. Please note that data might differ compared to previously published reports, due to constant data analysis and change of countries included. f--Forecast. Source: S&P Global Ratings.

- A lack of strict nationwide fiscal rules and high infrastructure investment needs will keep Australian states', Canadian provinces', and Chinese LRGs' deficits relatively high.
- In New Zealand, rising capex, including on water infrastructure, will drive LRGs' large deficits. We expect some improvement in performance after 2025, as New Zealand councils belatedly roll out large increases in property rates.
- India continues to fuel economic growth with public investments that keep budget deficits relatively wide.
- While deficits are relatively contained in Europe, immigration and net-zero greenhouse gas targets, combined with relatively small operating surpluses, will lead to wider deficits in Norway and the U.K.

# Global Debt Burden Will Continue To Climb

## Direct debt (% of adjusted operating revenue)



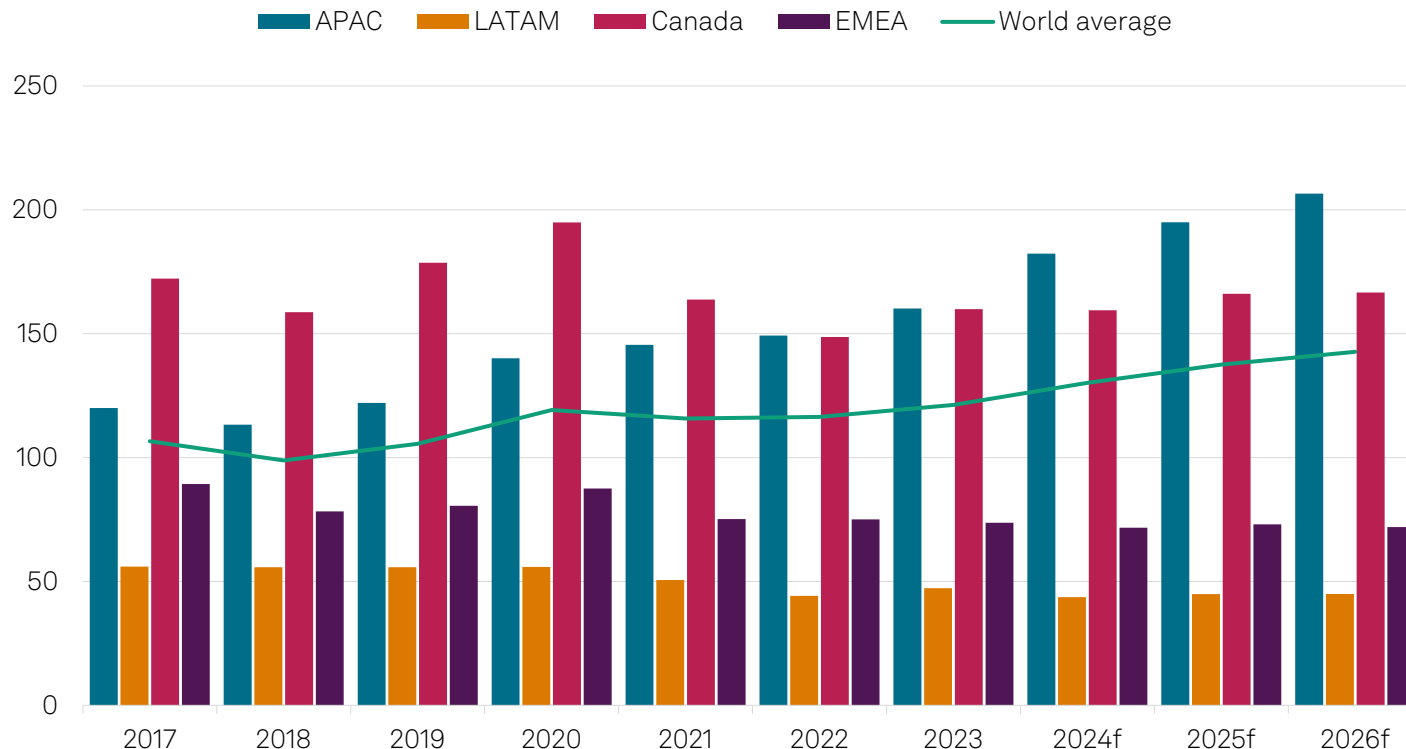
Using actuals whenever available. The data set covers consolidated LRG sector of countries included in the report. Please note that data might differ compared to previously published reports, due to constant data analysis and change of countries included. f--Forecast. Source: S&P Global Ratings.

- As a consequence of LRGs' relatively sizable average deficit after capital accounts, their debt burden will increase to above 140% of operating revenue in 2026.
- By 2026, the debt burden will have grown materially compared with the levels we observed before the COVID-19 pandemic.
- Our forecast is higher than our previous one, but not substantially.



# Debt Burden Keeps Growing In Asia-Pacific And Canada

## Direct debt (% of adjusted operating revenue)

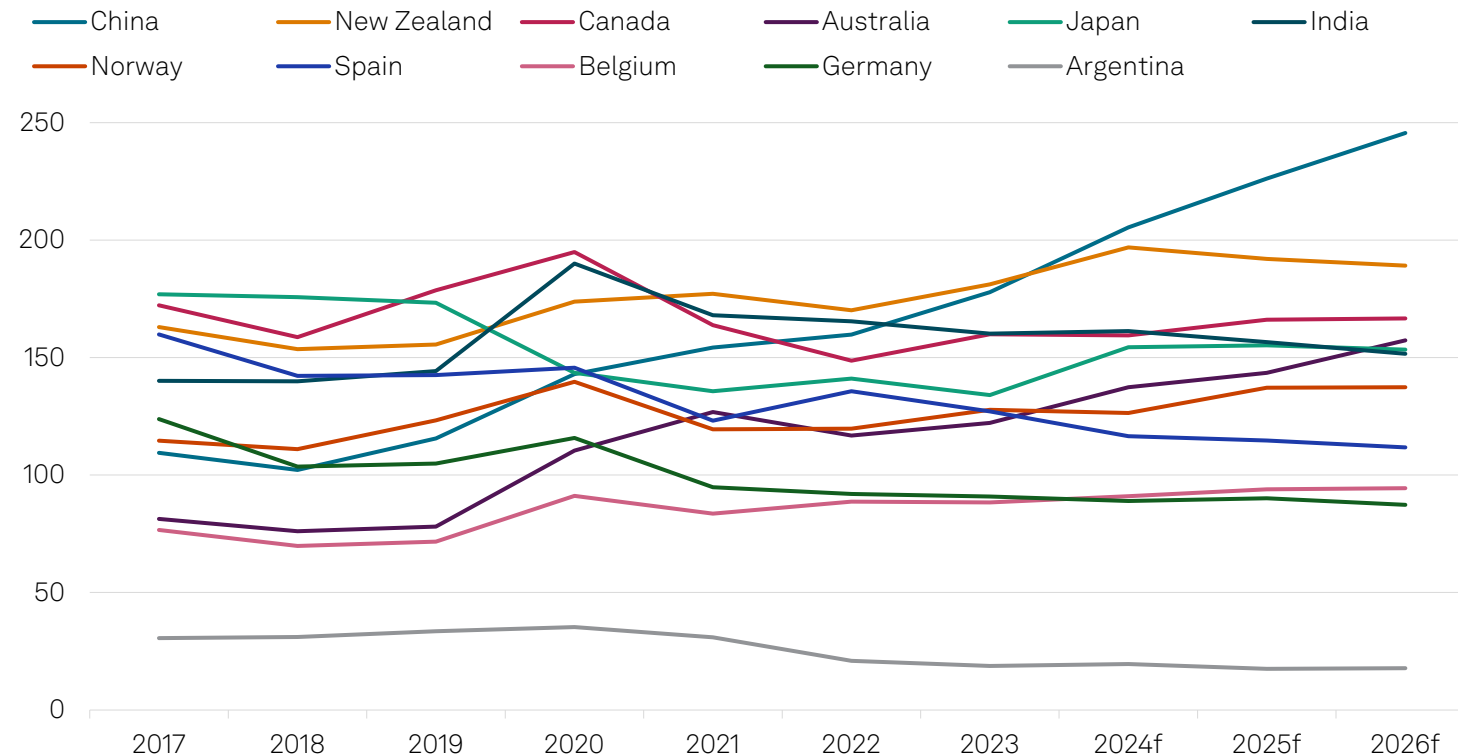


Using actuals whenever available. The data set covers consolidated LRG sector of countries included in the report. Please note that data might differ compared to previously published reports, due to constant data analysis and change of countries included. f--Forecast. Source: S&P Global Ratings.

- Predominantly debt-financed investment programs of large Australian states, Canadian provinces, and New Zealand councils will fuel the increase in the global LRG debt burden.
- China's provinces will substantially increase their direct debt after refinancing of debt raised by local government financing vehicles (the debt swap program). This will in turn reduce "hidden debts" in the next five years. Tier-1 LRGs are the official issuers of such refinancing debt but will lend the majority to lower tiers.
- Debt loads for LATAM LRGs will remain subdued, despite infrastructure gaps, because funding options are severely limited in Mexico and Argentina, while Brazilian governments are being strongly encouraged to consolidate their budgets.

# Fast Debt Growth For LRGs In Australia, China, And New Zealand

Direct debt (% of adjusted operating revenue)

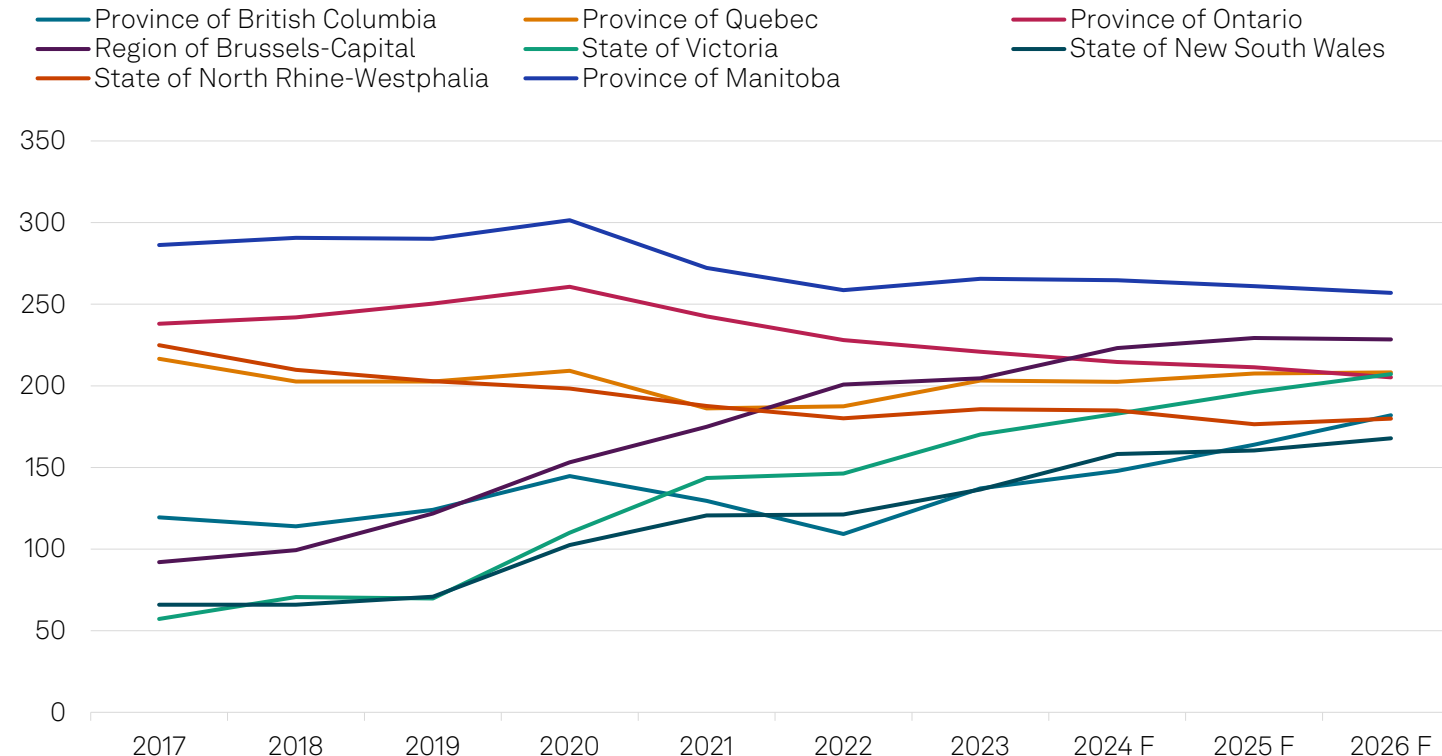


Using actuals whenever available. The data set covers consolidated LRG sector of countries included in the report. Please note that data might differ compared to previously published reports, due to constant data analysis and change of countries included. f--Forecast. Source: S&P Global Ratings.

- As a result of the debt swap, we anticipate a large increase in Chinese LRGs' official debt, reaching nearly 250% of revenue by 2026.
- In Australia and New Zealand, where governments are prioritizing infrastructure development to accommodate ballooning population growth, debt burdens are set to increase further.
- Despite large budget deficits, Indian LRGs will stabilize direct debt at about 150% of operating revenue due to fast revenue growth.
- German states' debt burden will stabilize at about the global average, after deleveraging since 2015; fiscal rules are containing rising spending. Spain's strong economic development is allowing its LRGs to continue reducing debt, albeit more slowly.

# Debt Burdens Are Still Rising For Most Large Bond Issuers

## Tax-supported debt (% of consolidated operating revenue)



Using actuals whenever available. f--Forecast. Source: S&P Global Ratings.

- A few regions in federal countries such as in Australia, Belgium, Canada, and Germany maintain particularly high indebtedness, with tax-supported debt above 150% of operating revenues.
- We expect the region of Brussels, the states of New South Wales and Victoria, and the province of British Columbia to continue debt accumulation at a faster pace than peers over the next two years to address rising demand for services .
- German states, like North Rhine-Westphalia, are containing deficits because of the balanced budget requirement, and are reducing their debt burden.

## Countries Covered In This Report

- Our report on the global LRG outlook encompasses 45 countries: Argentina, Australia, Austria, Belgium, Bosnia and Herzegovina, Brazil, Bulgaria, Canada, China, Croatia, Czech Republic, Denmark, Finland, France, Germany, India, Indonesia, Israel, Italy, Japan, Jordan, Kazakhstan, Latvia, Mexico, Morocco, the Netherlands, New Zealand, Nigeria, North Macedonia, Norway, Pakistan, Philippines, Poland, Romania, Serbia, South Africa, Spain, Sweden, Switzerland, Thailand, Türkiye, Ukraine, the U.K., the U.S., and Vietnam. We consider this sample representative of global LRG sector. We have also published separate and more detailed analyses of LRG sectors in various regions (see Related Research).
- We base our survey on data collected from statistical offices as well as on our assessment of the sector's financial performance, borrowing requirements, and outstanding debt. The reported figures are our estimates and do not necessarily reflect the LRGs' own projections. For comparison, we present our aggregate data in U.S. dollars, unless stated otherwise.

## Related Research

- [Subnational Government Outlook 2025: Borrowings Are Still On The Rise](#), Jan. 16, 2025
- [Subnational Government Outlook 2025: Capital Expenditure Shows Signs Of Slowing](#), Jan. 16, 2025
- [Subnational Government Outlook 2025: Developed Markets' Regional Differences Intensify](#), Jan. 16, 2025
- Subnational Government Outlook 2025: Emerging Markets' Borrowing Will Rise On Funding Needs And Capex, Jan. 16, 2025
- [Subnational Government Outlook 2025: Nordics Infrastructure Needs Will Keep Investments High](#), Jan. 16, 2025
- [Subnational Government Outlook 2025: Spain's Debt Ratios Are Reducing As Revenue Rises](#), Jan. 16, 2025
- [Subnational Government Outlook 2025: Swiss Cantons Are Navigating Budgetary Pressures And Shifting Debt Dynamics](#), Jan. 16, 2025
- [Subnational Government Outlook 2025: Germany's Weak Growth Will Maintain Budgetary Pressure, Require New Borrowing](#), Jan. 16, 2025
- Subnational Debt Outlook 2025: Canadian LRG Revenues Will Play Catchup To Meet Higher Operating Costs And Stabilize Debt Growth, Jan. 16, 2025
- [China's Upper-Tier Local Governments Are Not Immune From Debt Buildup At Lower-Tiers](#), Jan. 15, 2025
- [China's Local Governments: Downside Risk Is Rising For Fiscal Consolidation](#), Dec. 16, 2024

# Primary Credit Analysts

Felix Ejgel

London

+44-20-7176-6780

[felix.ejgel@spglobal.com](mailto:felix.ejgel@spglobal.com)

Noa Fux

London

+44-20-7176-0730

[noa.fux@spglobal.com](mailto:noa.fux@spglobal.com)

Lisa Schineller

New York

+ 1-212-438-7352

[lisa.schineller@spglobal.com](mailto:lisa.schineller@spglobal.com)

Linus Bladlund

Stockholm

+46-8-440-5356

[linus.bladlund@spglobal.com](mailto:linus.bladlund@spglobal.com)

Louise Morteveille

Paris

+33-626-050-419

[louise.morteveille@spglobal.com](mailto:louise.morteveille@spglobal.com)

Manuel Becerra

Madrid

+34-914-233-220

[manuel.becerra@spglobal.com](mailto:manuel.becerra@spglobal.com)

# Secondary Contacts

## Anthony Walker

Melbourne

+61-3-9631-2019

[anthony.walker@spglobal.com](mailto:anthony.walker@spglobal.com)

## Martin J Foo

Melbourne

+61-3-9631-2016

[martin.foo@spglobal.com](mailto:martin.foo@spglobal.com)

## Christopher Yip

Hong Kong

+852-2533-3593

[christopher.yip@spglobal.com](mailto:christopher.yip@spglobal.com)

## Kensuke Sugihara

Tokyo

+81-3-4550-8475

[kensuke.sugihara@spglobal.com](mailto:kensuke.sugihara@spglobal.com)

## Michael Stroschein

Frankfurt

+49-693-399-9251

[michael.stroschein@spglobal.com](mailto:michael.stroschein@spglobal.com)

## Dina Shillis

Toronto

+1-416-507-3214

[dina.shillis@spglobal.com](mailto:dina.shillis@spglobal.com)

## Bhavini Patel

Toronto

+1-416-507-2558

[bhavini.patel@spglobal.com](mailto:bhavini.patel@spglobal.com)

## Wenyin Huang

Singapore

+65-6216-1052

[wenyin.huang@spglobal.com](mailto:wenyin.huang@spglobal.com)

## Constanza Perez Aquino

Buenos Aires

+54-11-4891-2167

[constanza.perez.aquino@spglobal.com](mailto:constanza.perez.aquino@spglobal.com)



# Secondary Contacts

Remy Carasse

Paris

+33-14-420-6741

[remy.carasse@spglobal.com](mailto:remy.carasse@spglobal.com)

Didre Schneider

Frankfurt

+49-693-399-9244

[didre.schneider@spglobal.com](mailto:didre.schneider@spglobal.com)

YeeFarn Phua

Singapore

+65-6239-6341

[yeefern.phua@spglobal.com](mailto:yeefern.phua@spglobal.com)

Carl Nyrerod

Stockholm

+46-84-40-5919

[carl.nyrerod@spglobal.com](mailto:carl.nyrerod@spglobal.com)

Manuel Orozco

Sao Paulo

+55-11-3039-4819

[manuel.orozco@spglobal.com](mailto:manuel.orozco@spglobal.com)

Alejandro Rodriguez Anglada

Madrid

+34-91-788-7233

[alejandro.rodriguez.anglada@spglobal.com](mailto:alejandro.rodriguez.anglada@spglobal.com)

Maxim Rybnikov

London

+44-7824-478-225

[maxim.rybnikov@spglobal.com](mailto:maxim.rybnikov@spglobal.com)

Omar A De la Torre Ponce De Leon

Mexico City

+52-55-5081-2870

[omar.delatoree@spglobal.com](mailto:omar.delatoree@spglobal.com)

Karen Vartapetov

Frankfurt

+49-693-399-9225

[karen.vartapetov@spglobal.com](mailto:karen.vartapetov@spglobal.com)

# Secondary Contacts

Jane H Ridley

Englewood

+ 1 (303) 721 4487

[jane.ridley@spglobal.com](mailto:jane.ridley@spglobal.com)

Christian Esters

Frankfurt

+ 49 693 399 9262

[christian.esters@spglobal.com](mailto:christian.esters@spglobal.com)

Alina Czerniawski

Buenos Aires

+ 54 1148912194

[alina.czerniawski@spglobal.com](mailto:alina.czerniawski@spglobal.com)

Copyright © 2025 by Standard & Poor's Financial Services LLC. All rights reserved.

No content (including ratings, credit-related analyses and data, valuations, model, software or other application or output therefrom) or any part thereof (Content) may be modified, reverse engineered, reproduced or distributed in any form by any means, or stored in a database or retrieval system, without the prior written permission of Standard & Poor's Financial Services LLC or its affiliates (collectively, S&P). The Content shall not be used for any unlawful or unauthorized purposes. S&P and any third-party providers, as well as their directors, officers, shareholders, employees or agents (collectively S&P Parties) do not guarantee the accuracy, completeness, timeliness or availability of the Content. S&P Parties are not responsible for any errors or omissions (negligent or otherwise), regardless of the cause, for the results obtained from the use of the Content, or for the security or maintenance of any data input by the user. The Content is provided on an "as is" basis. S&P PARTIES DISCLAIM ANY AND ALL EXPRESS OR IMPLIED WARRANTIES, INCLUDING, BUT NOT LIMITED TO, ANY WARRANTIES OF MERCHANTABILITY OR FITNESS FOR A PARTICULAR PURPOSE OR USE, FREEDOM FROM BUGS, SOFTWARE ERRORS OR DEFECTS, THAT THE CONTENT'S FUNCTIONING WILL BE UNINTERRUPTED, OR THAT THE CONTENT WILL OPERATE WITH ANY SOFTWARE OR HARDWARE CONFIGURATION. In no event shall S&P Parties be liable to any party for any direct, indirect, incidental, exemplary, compensatory, punitive, special or consequential damages, costs, expenses, legal fees, or losses (including, without limitation, lost income or lost profits and opportunity costs or losses caused by negligence) in connection with any use of the Content even if advised of the possibility of such damages.

Credit-related and other analyses, including ratings, and statements in the Content are statements of opinion as of the date they are expressed and not statements of fact. S&P's opinions, analyses, and rating acknowledgment decisions (described below) are not recommendations to purchase, hold, or sell any securities or to make any investment decisions, and do not address the suitability of any security. S&P assumes no obligation to update the Content following publication in any form or format. The Content should not be relied on and is not a substitute for the skill, judgment and experience of the user, its management, employees, advisors and/or clients when making investment and other business decisions. S&P does not act as a fiduciary or an investment advisor except where registered as such. While S&P has obtained information from sources it believes to be reliable, S&P does not perform an audit and undertakes no duty of due diligence or independent verification of any information it receives. Rating-related publications may be published for a variety of reasons that are not necessarily dependent on action by rating committees, including, but not limited to, the publication of a periodic update on a credit rating and related analyses.

To the extent that regulatory authorities allow a rating agency to acknowledge in one jurisdiction a rating issued in another jurisdiction for certain regulatory purposes, S&P reserves the right to assign, withdraw, or suspend such acknowledgement at any time and in its sole discretion. S&P Parties disclaim any duty whatsoever arising out of the assignment, withdrawal, or suspension of an acknowledgment as well as any liability for any damage alleged to have been suffered on account thereof.

S&P keeps certain activities of its business units separate from each other in order to preserve the independence and objectivity of their respective activities. As a result, certain business units of S&P may have information that is not available to other S&P business units. S&P has established policies and procedures to maintain the confidentiality of certain nonpublic information received in connection with each analytical process.

S&P may receive compensation for its ratings and certain analyses, normally from issuers or underwriters of securities or from obligors. S&P reserves the right to disseminate its opinions and analyses. S&P's public ratings and analyses are made available on its Web sites, [www.spglobal.com/ratings](http://www.spglobal.com/ratings) (free of charge) and [www.ratingsdirect.com](http://www.ratingsdirect.com) (subscription) and may be distributed through other means, including via S&P publications and third-party redistributors. Additional information about our ratings fees is available at [www.spglobal.com/ratings/usratingsfees](http://www.spglobal.com/ratings/usratingsfees).

Australia: S&P Global Ratings Australia Pty Ltd holds Australian financial services license number 337565 under the Corporations Act 2001. S&P Global Ratings' credit ratings and related research are not intended for and must not be distributed to any person in Australia other than a wholesale client (as defined in Chapter 7 of the Corporations Act).

STANDARD & POOR'S, S&P and RATINGSDIRECT are registered trademarks of Standard & Poor's Financial Services LLC.

## **spglobal.com/ratings**

**S&P Global**  
Ratings